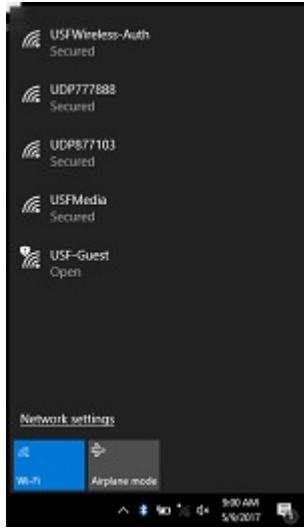


Updating Security Certificate for USFWireless-Auth

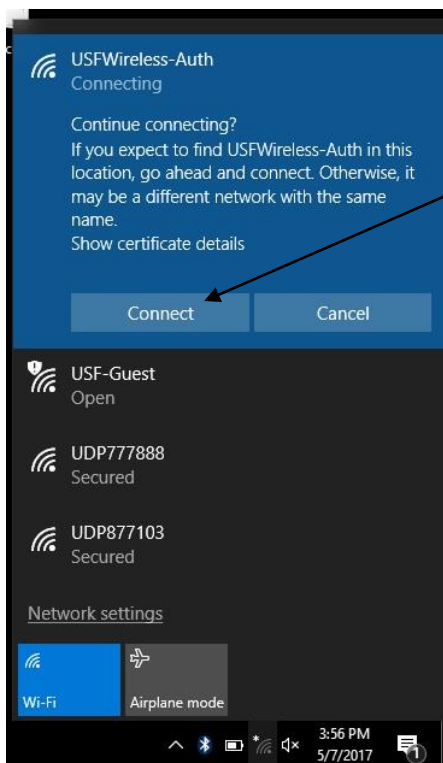
You will notice that your Windows 10 device will not auto connect to USFWireless-Auth as it did previously.

Please follow the instructions below to update your connection.

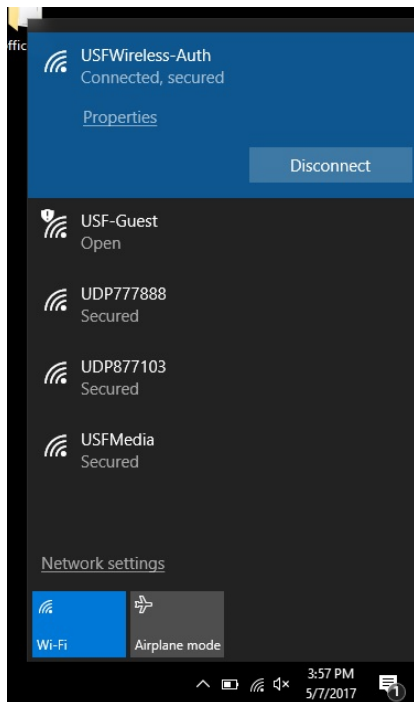
Click your wireless icon in the lower right corner to show wireless connections.



Click USFWireless-Auth and you should receive a certificate warning. Click connect.



If successful, your device should connect and should do so automatically in the future.



If you are still experiencing problems, please contact the Technology Support Center at 815-768-8324 or visit the office in Marian Hall.